





## Mini Centrifuge

Model: **iSpin-12pro**

-  Multi-rotor, more working capacity
-  Temperature protection function
-  Stable rotation
-  Program memory & gradient operation



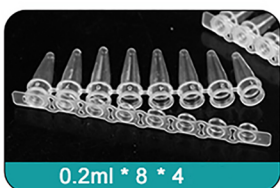
### TECHNICAL DATA



Model	iSpin-12pro
Control mode	PI power direct drive
Max relative centrifugal force	9,660xg
Max rotation speed	12,000rpm±5%
Rotor	0.2/0.5/1.5/2ml*12 + 0.2ml*8*4 (Centrifuge tube) 0.5/1.0ml*12 (Micro blood tube)
Max speed acceleration / reduction	≤12 s/ ≤15s
Noise under max rotation speed	≤47db (A)
Input power	48W
Shell protection level	AC100-240V / DC24V

#### PCR tube stripes rotor

0.2ml \* 8 \* 4



#### Angle rotor

0.2/0.5/1.5/2ml \* 12



### PANEL DETAIL

